



Kansas Gas Service
A Division of ONE Gas

the pipeline

May 2023











The Colorful Lines That Keep You Safe

Have you ever seen colorful lines spray-painted on the street or sidewalk and wondered what they were?

It might not look pretty, but utility locates are there to help prevent damage to property and make digging projects safer. These markings provide the approximate location of underground facilities for construction crews and others, including you.

Each color indicates a type of buried facility, from natural gas pipelines to electric utilities and telecommunication cables.

Lines and Flags: Color Code

| | |
|----------------------------------------------------------------------------------------------------------------------------|--------------------------------------------------------------------------------------------------------------------------------------|
|  White Proposed excavation |  Yellow Natural gas and petroleum lines |
|  Pink Temporary survey markings |  Blue Potable water lines |
|  Red Electric lines |  Purple Reclaimed water lines |
|  Orange Communications lines |  Green Sewer lines |



Example of utility marking



If you see utility markings, know that something important is below.

- Do not cover or wash away.
- If you're preparing to dig, contact 811 at least two full working days before starting so that you can get your own utility markings to keep your home and community safe!

[LEARN MORE >>](#)



KansasGasService.com

Tornado Season Is Here

What to Do After Severe Weather

- If your meter has been damaged or you smell natural gas, usually described as a pungent, “rotten egg” odor, leave the area immediately, then call **911** and Kansas Gas Service at **888-482-4950**.
- If your natural gas meter was turned off or your service was interrupted during the storm, call our customer service at **800-794-4780** to have your service restored. To keep you and your home safe, do not attempt to turn your natural gas meter back on. Only a licensed service technician may perform this task.
- If you are a customer of Kansas Gas Service and your meter has been damaged, please call our emergency number at **888-482-4950**.

If you are concerned about the condition of piping or appliances within your home, please call a licensed professional (e.g., plumber) for an inspection. Avoid damage before a storm by removing any objects that could be blown into or against your meter by strong winds, rain or flooding.

[LEARN MORE >>](#)

Get Your Natural Gas Appliances in Tip-Top Shape this Summer

Summer is the perfect time to tackle those household chores while the weather is nice. What better way to start than by making sure your natural gas appliances are in tip-top shape? Use these pointers to ensure everything is running safely to prolong the lifespan of your natural gas appliances and save you money through efficient operation.

1. Replace your air filters
2. Deep clean your natural gas stove
3. Inspect and deep clean your outdoor grill
4. Check and clean your dryer ventilation
5. Schedule inspections for your furnace and water heater before winter months

With proper care, efficient natural gas appliances are the building blocks for long-term money and energy savings.

[LEARN MORE >>](#)

Make Budgeting Easier with Average Payment Plan

Want to see less fluctuation in your monthly natural gas bill throughout the year? There's a solution! Check out the [Average Payment Plan](#):

- The Average Payment Plan is based on a 12-month rolling average of your natural gas bill.
- This is a way to reduce fluctuations by spreading out the cost throughout the year, making budgeting easier for you.
- Once you enroll, the plan will begin with your next bill.



[LEARN MORE >>](#)



KansasGasService.com